


3A,40V Schottky Barrier Rectifier

Features

- Low leakage current
- Schottky barrier diode
- Low forward voltage drop
- Very low profile - typical height of 1.1 mm
- Moisture sensitivity: level 1, per J-STD-020
- Halogen-free according to IEC 61249-2-21 definition
- High temperature soldering guaranteed: 260°C/10 seconds
- AEC-Q101 qualified



SMC (DO-214AB)

Applications

For use of fast switching in RF module, lighting, cellular phone, portable device, power supplies and other consumer applications.

Maximum Ratings & Electrical Characteristics (T _A =25°C unless otherwise noted)			
Parameter	Symbol	ASS34C	Unit
Maximum repetitive peak reverse voltage	V _{RRM}	40	V
Maximum RMS voltage	V _{RMS}	28	V
Maximum DC blocking voltage	V _{DC}	40	V
Maximum average forward rectified current	I _{F(AV)}	3	A
Peak forward surge current, 8.3ms single half sine-wave superimposed on rated load per diode	I _{FSM}	100	A
Operating junction temperature range	T _J	-55 to +150	°C
Storage temperature range	T _{STG}	-55 to +150	°C

Thermal-Mechanical Specifications (T _A =25°C unless otherwise noted)			
Parameter	Symbol	Typ	Unit
Thermal Resistance, Junction to Ambient	R _{θJA}	65	°C /W
Thermal Resistance, Junction to Case	R _{θJC}	10	°C /W
Thermal Resistance, Junction to Lead	R _{θJL}	15	°C /W

Electrical Specifications ($T_A=25^{\circ}\text{C}$ unless otherwise noted)

Parameter	Symbol	Test Conditions		Typ	Max	Unit
Forward drop voltage	V _F	I _F =3A	T _A =25℃	0.48	0.53	V
			T _A =125℃	-	0.48	
Reverse leakage current	I _R	V _R =40V	T _J =25℃	20	50	uA
			T _J =100℃	-	30	mA

Ratings and Characteristics Curves

($T_A = 25^\circ\text{C}$ unless otherwise noted)

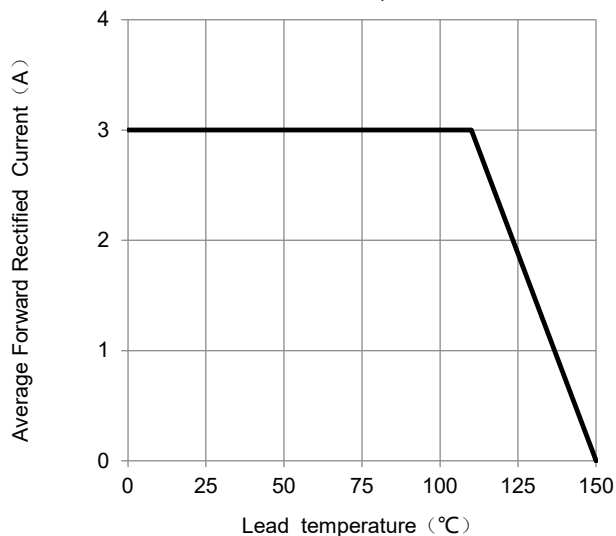


Fig.1 -Forward Current Derating Curve

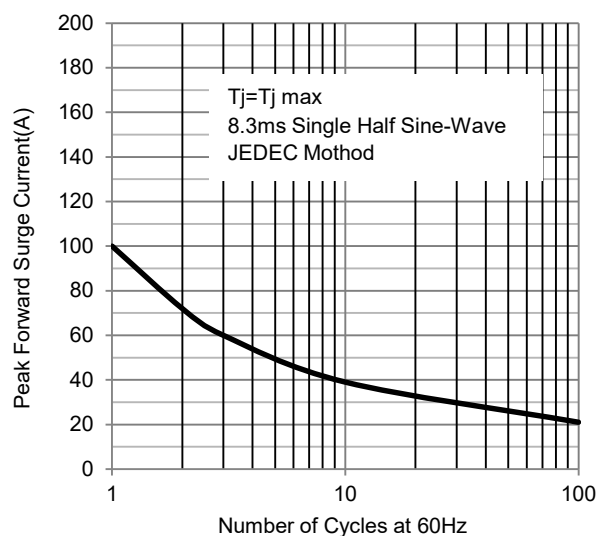


Fig.2 - Maximum Non-Repetitive Surge Current

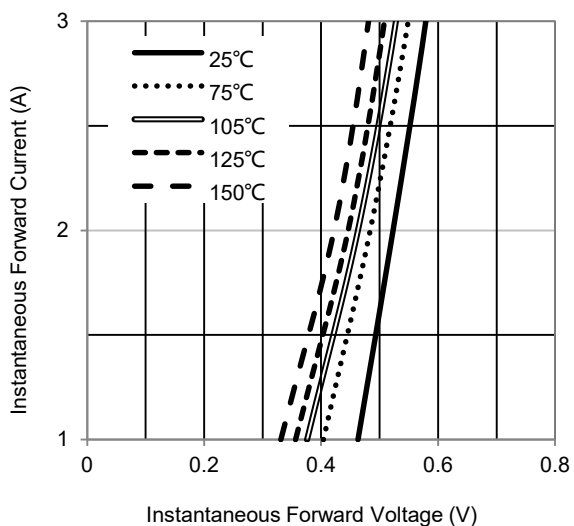


Fig.3 -Typical Forward Voltage Characteristics

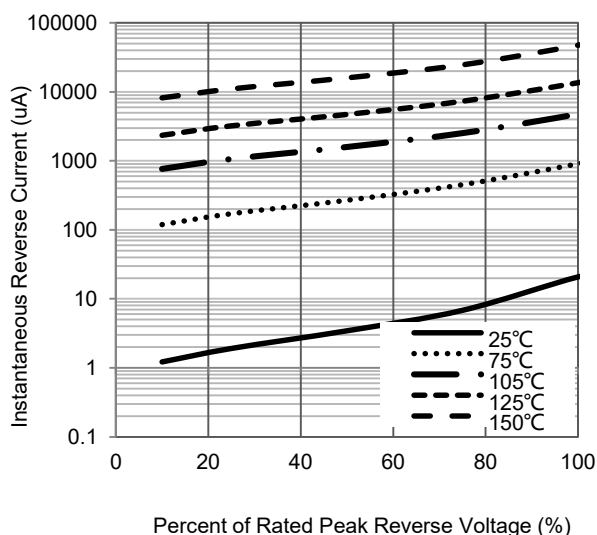
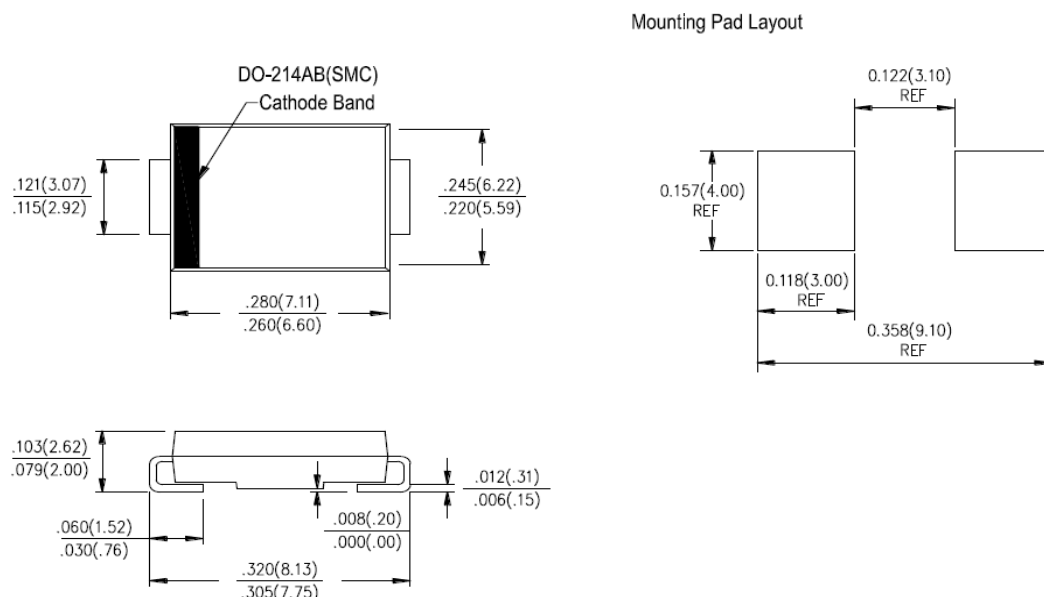


Fig.4 -Typical Reverse Current Characteristics

Package Outline Dimensions

in inches (millimeters)

SMC (DO-214AB)



Revision History

Document Version	Date of release	Description of changes
Rev.A	2024.04.12	Released Datasheet

Disclaimers

These materials are intended as a reference to assist our customers in the selection of the Suzhou Good-Ark product best suited to the customer's application; they do not convey any license under any intellectual property rights, or any other rights, belonging to Suzhou Good-Ark Electronics Co., Ltd. or a third party.

Suzhou Good-Ark Electronics Co., Ltd. assumes no responsibility for any damage, or infringement of any third-party's rights, originating in the use of any product data, diagrams, charts, programs, algorithms, or circuit application examples contained in these materials.

All information contained in these materials, including product data, diagrams, charts, programs and algorithms represents information on products at the time of publication of these materials, and are subject to change by Suzhou Good-Ark Electronics Co., Ltd. without notice due to product improvements or other reasons. It is therefore recommended that customers contact Suzhou Good-Ark Electronics Co., Ltd. or an authorized Suzhou Good-Ark Electronics Co., Ltd. for the latest product information before purchasing a product listed herein. The information described here may contain technical inaccuracies or typographical errors. Suzhou Good-Ark Electronics Co., Ltd. assumes no responsibility for any damage, liability, or other loss rising from these inaccuracies or errors. Please also pay attention to information published by Suzhou Good-Ark Electronics Co., Ltd. by various means, including our website home page.

(<http://www.goodark.com>)

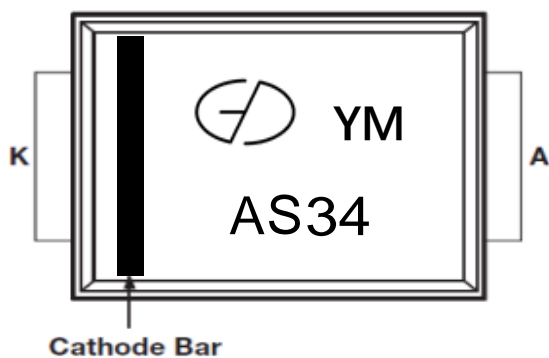
When using any or all of the information contained in these materials, including product data, diagrams, charts, programs, and algorithms, Please be sure to evaluate all information as a total system before making a final decision on the applicability of the information and products. Suzhou Good-Ark Electronics Co., Ltd. assumes no responsibility for any damage, liability or other loss resulting from the information contained herein.

The prior written approval of Suzhou Good-Ark Electronics Co., Ltd. is necessary to reprint or reproduce in whole or in part these materials.


Please contact Suzhou Good-Ark Electronics Co., Ltd. or an authorized distributor for further details on these materials or the products contained herein.



1. 印字说明:



Cathode band: for uni-directional products

 : Goodark logo

YM: Data code

AS34: Marking code

日期码编码规则:

年份:

年份	2013	2014	2015	2016	2017	2018	2019	2020	2021	2022	2023	2024
代码	D	E	F	G	H	J	K	0	1	2	3	4

月份:

月份	1月	2月	3月	4月	5月	6月	7月	8月	9月	10月	11月	12月
代码	1	2	3	4	5	6	7	8	9	O	N	D